

This Week in Sunday School 1.10.21 - Jesus Was Baptized

Happy Sunday, Friends,

Today we're going to talk about baptisms. Baptism days are some of my very favorite days at church. I love everything about a baptism. I love the parents' silent prayers and mild panic hoping everything will go smoothly (spoiler alert: it usually doesn't). I love when older siblings go rogue. Any and all reactions from the babies make me laugh: when they stare blankly at the Pastor, when they smile and snuggle, when you hear adorable baby babble. My favorite though? When the baby is NOT HAVING IT. Fussing, tears, and protest - I LOVE IT. I know. I can't help it. It's absolutely not funny to the baptism parents (trust me, I have personal experience with a baptism gone south) but it is a sweet, honest, hilariously human moment. I also love how you can feel the whole congregation rally around the baptism family and commit to this new member of our church family. Virtual baptisms, I'm happy to report, also bring the joy. I am so grateful we have been able to continue to share baptisms with our church families.

Our lesson today is about Jesus's baptism by John the Baptist, who we learned about a few weeks ago. As baptism is important and significant in each of our lives, it is important and significant in Jesus's life and his ministry. One of my favorite moments in this story is when the Holy Spirit comes down from heaven in the form of a dove. Doves hold a special place in my heart....my original last name was Colombi and that means "doves" in Italian. I have all sorts of dove paraphernalia around my home celebrating this. Below is a dove picture that the Colombi family members have in each of our homes. When I look at it I am reminded not only of my family bond, but also my bond with God.



Ask your parents about your baptism and see if you were a smiler or a crier - both are awesome. If you have any pictures, please share them. And don't despair if you haven't been baptized yet! There's no Need-To-Be-Baptized date. Baptism is welcome at any age.


Below is your lesson this week, and some activity pages. Enjoy!

Finally Friends, Please remember that God calls us "beloved" in baptism, just as God did with Jesus. God knows and loves each of us. You are beloved to God, and to all of us.

I hope you know how much you are loved and missed! We can't wait to be back at church together soon.

Take Care, Beloveds,
Gabrielle Heimerling
Director, Youth and Family Services
FPC Haddonfield

Dove Craft




What you need

Template (for best results print on card)
Glue
A sheet of paper
Scissors
Orange or yellow crayon or pencil
String


What to do



Cut the dove shape out of the template. Glue both sides together. Carefully cut across the wing line.



Fold a sheet of paper like an accordion. About every 2 cm. Insert through dove to form wings. Make sure it's even.



Add some color to the beak and thread string to hang.

Dove Craft Template

